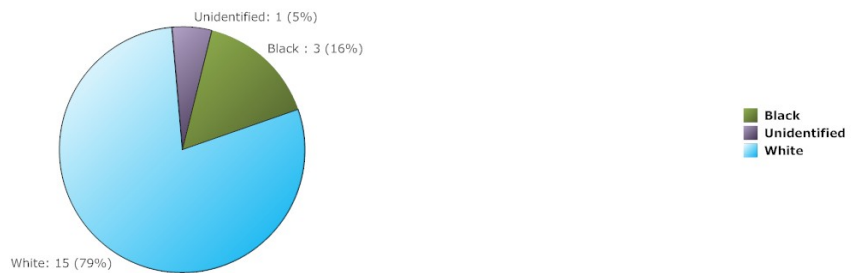


Entering Class	MS in Mental Health Counseling Acceptance and Matriculation Rates			
	# of Applications	# Accepted	Total Matriculated	Yield from Acceptance
2010	120	57	40	70.2%
2011	106	51	34	66.7%
2012	140	60	37	61.7%
2013	129	58	37	62.7%
2014	100	48	31	64.6%
2015	84	37	19	51.4%

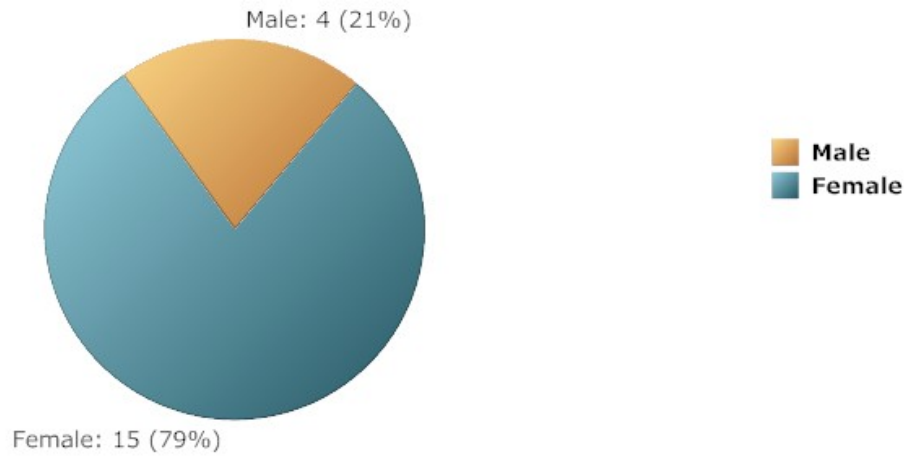
*Cumulative undergraduate GPA of entering class of 2015 (based on 4.0 scale) = 3.30

2015 MS Mental Health Counseling Admission Indicators: Mean Scores on GRE		
Verbal	Quantitative	Analytical Writing
147	142.75	3.75

MS Mental Health Counseling Demographics Entering Class 2015: Diversity



MS in Mental Health Counseling Demographics 2015: Gender



MS in Mental Health Counseling Program Costs		
Tuition Cost per credit	% Receiving Financial Aid in 2014-2015	Average Indebtedness of students graduated between 9/01/14 and 08/31/15
\$816	85.19%	\$41,843

Mean Time to Completion: MS Counseling *					
Cohort Start Year	Number of students admitted	Number of students completing in 2 years	Number of students completing in 3 years	Number of students who withdrew	Number of students still pursuing
2013	37	30 (81.1%)	-	2	5
2012	37	33 (86.8%)	34 (91.9%)	2	1
2011	32	26 (81.2%)	29 (90.1%)	3	-

* General MSCCHP program length = 2 years full-time or 3 years part-time

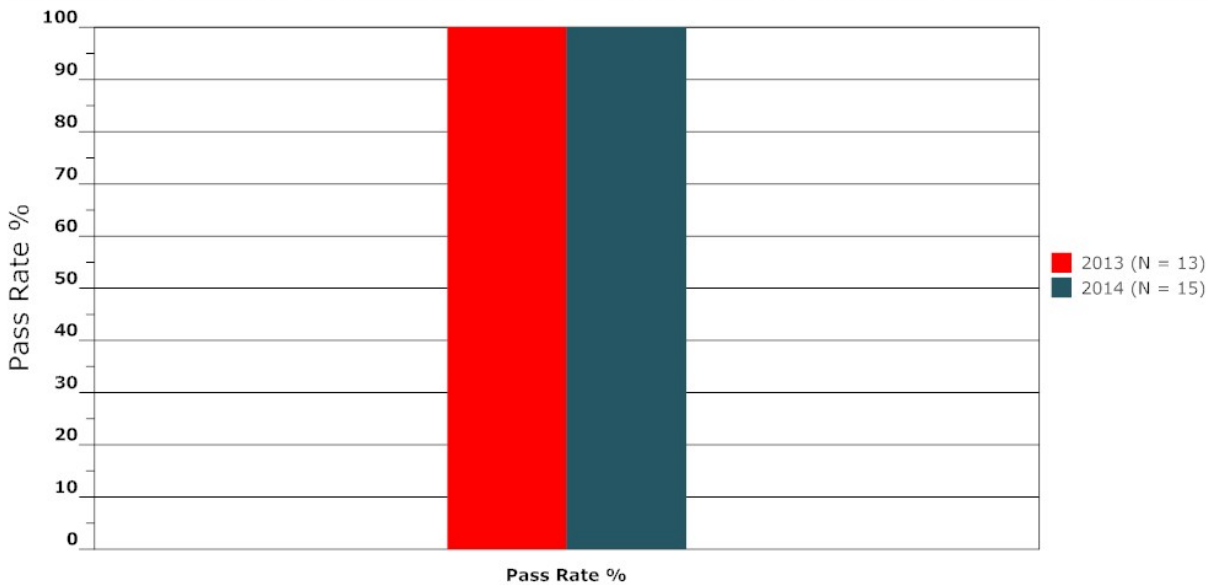
MS Counseling Comprehensive Exam: 2015*	
# of 1st time test-takers	# of 1st time test-takers who passed/Mean Score
32	29 (90.6%) / 115.75 (77.2%)

*Comprehensive examination is out of 150 total possible points and covers content domains of the institutional program

MS Counseling Comprehensive Exam Writing Component: 2015*			
# of 1st time test-takers	# of 1st time test-takers who passed	# of 1st time test-takers who passed with revisions	# of 1st time test-takers who failed
29	4 (13.8%)	19 (65.5%)	6 (20.7%)

*Comprehensive examination Writing Component is rated on several criterion, with 3 possible outcomes: pass, pass with revisions, and fail

National Counselor Examination for Licensure and Certification (NCE) Pass Rate



	Pass Rate %
2013 (N = 13)	100
2014 (N = 15)	100

MS Mental Health Counseling Post-graduation statistics: Alumni Survey 2013

